


"Huckleberry" Rhythms


A fruity exercise to help you learn to count complicated rhythms. Chant the words of the following exercise.... try to keep a steady beat. Chanting and clapping the rhythms to a steady beat will help reinforce these rhythms. Play them on the dulcimer after chanting and clapping them to a steady beat.




Ap ple, ap ple, ap ple pie. Blue ber ry, blue ber ry, blue ber ry pie
 L r l r l r l L l r L l r L l r L



But terscotch, but terscotch, but terscotch pie. Huck le ber ry pie, huck le ber ry pie.
 l r l L r l L r l L L r l r L



Blue ber ry, ap ple, but ter scotch pie. Ap ple, but ter scotch, huck le ber ry pie.
 L l r L r L r l L L r L r l L r l r L



Blue ber ry pie. Blue ber ry ap ple But ter scotch huck le ber ry blue ber ry ap ple
 L l r L L l r L r L r l L r l r L l r L r



Ap ple huck le ber ry blue ber ry pie. Pie ap ple but ter scotch pie.
 L r L r l r L l r l R l r L r l R

Several of my students have told me that this silly little exercise has helped them in a surprising way to be more comfortable with rhythms that look difficult. The next time you try to figure out a rhythm of difficult phrase or passage, try chanting it on "huckleberry" rhythms.